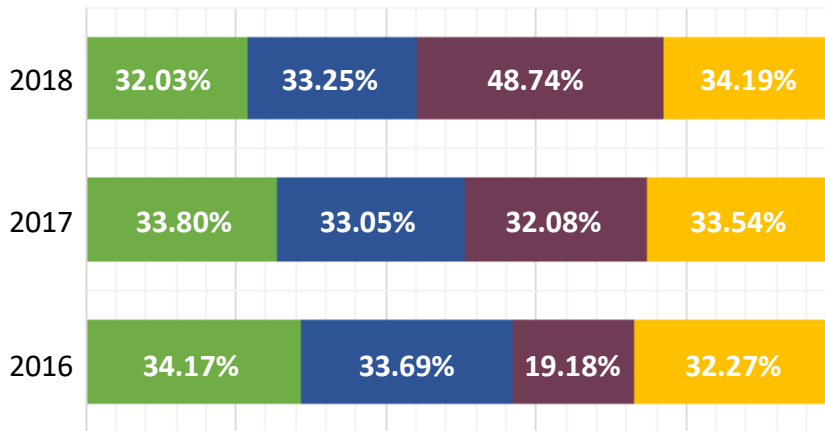


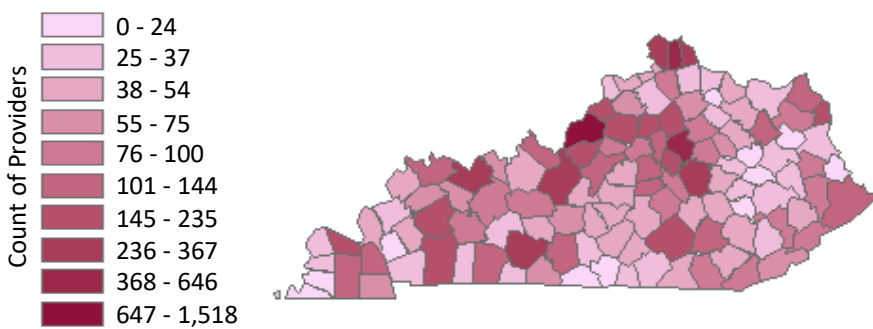
Kentucky Board of Emergency Medical Services Provider Snapshot



Certified/ Licensed Providers

	2016	2017	2018
EMR	639	632	599
EMT	9,257	9,081	9,136
AEMT	61	102	155
Paramedic	3,495	3,632	3,702
Total	13,452	13,447	13,592

Provider Residence



2018 Issued Certifications/Licenses

Initial	
EMR	50
EMT	834
AEMT	60
Paramedic	112
Total	1,056
Reinstatement	
EMR	1
EMT	31
AEMT	1
Paramedic	9
Total	42
Reciprocity	
EMR	0
EMT	149
AEMT	18
Paramedic	146
Total	313
Temporary	
EMR	0
EMT	6
AEMT	0
Paramedic	4
Total	10

2018 Total Licensed Educators

Educator I	11	1.68%
Educator II	305	46.56%
Educator III	335	51.15%
Educator IIIR	4	.61%
Total	655	100%

2018 Educator Licenses Issued

Initial	51	11.13%
Renewal	403	87.99%
Reciprocity	3	.66%
Reinstatement	1	.22%
Total	458	100%

Kentucky Board of Emergency Medical Services

2018 Attrition Report

The below data presents the findings of the KBEMS' 2018 Attrition Survey. The survey was administered to 950 KY EMS providers who discontinued their License/Certification in 2018; the survey received 109 participants (11.47% response rate). The objective of the survey is to determine the trends and other factors that contribute to Kentucky EMS employee turnover.

Participant Demographics

Gender

Female	22.94%
Male	77.06%

Race

White	95.41%
Hispanic	0.92%
Other/Declined	3.67%

Age Range

18 - 24	4.59%
25 - 34	17.43%
35 - 44	25.69%
45 - 54	21.10%
55 - 64	22.94%
65+	8.26%

Residence

Kentucky	74.53%
Out of State	25.47%

Education

High School Diploma	14.55%
Some College	49.09%
Associate's Degree	20.00%
Bachelor's Degree	6.36%
Master's Degree	9.09%
Doctorate Degree	0.91%

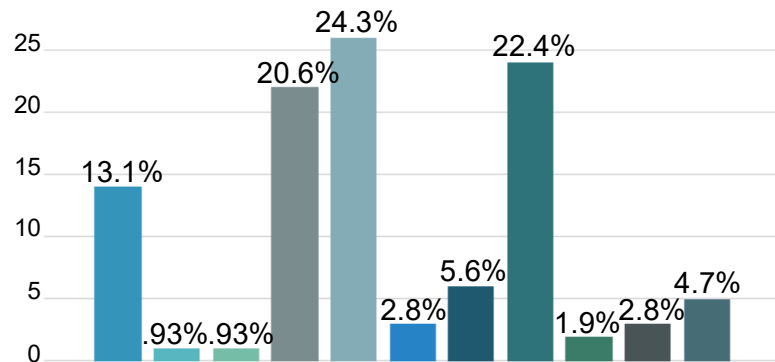
Provider Level

EMR	7.27%
EMT	66.36%
AEMT	2.73%
Paramedic	23.64%

Certified Educator

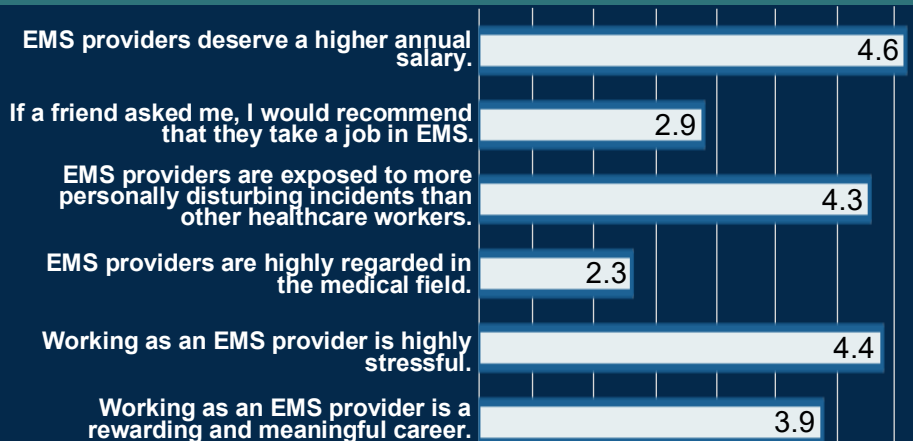
Yes	13.64%
No	86.36%

Q: What is the Primary Reason for Allowing your License/Certification to Expire?



External Factors; Not My Choice to Leave EMS	14	Relocated	6
Inflexible Work Schedule	1	Retired	24
Lack of Promotion Opportunities	1	Simply Did Not Enjoy Working in EMS	2
Low Salary and/or Poor Benefits Package	22	Unable to Find a Full-Time Position	3
No Longer Working for a KY EMS Service	26	Work Injury	5
Poor Management and/or Hostile Work Environment	3		

Participant Attitudes & Beliefs



5 Point Likert Scale: 1= STRONGLY DISAGREE, 3= NEUTRAL, 5= STRONGLY AGREE