

# Kentucky Board of Emergency Medical Services

## 2018 Pediatric Incidents

*Patients 17 Years of Age + Under*

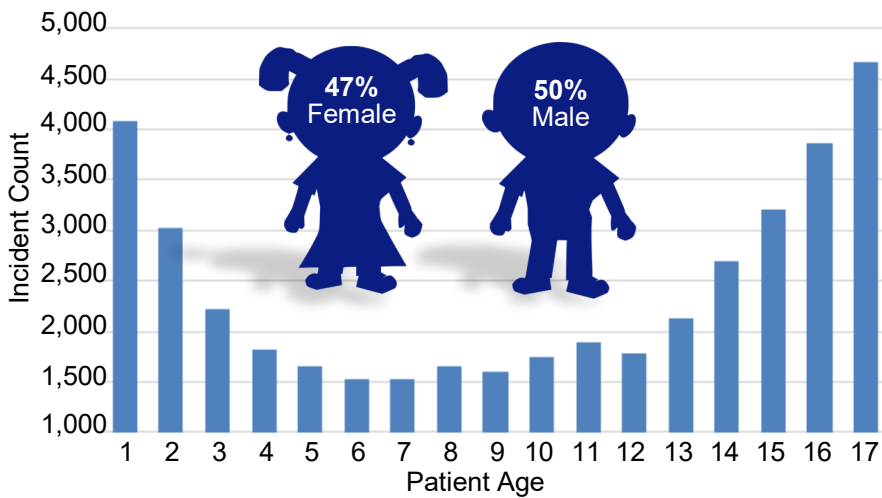
# EMSC for Children

**41,137** Pediatric Incidents Reported to KSTARS

Accounting for **4.6%** of all Incidents.

30,171 911 Response (Scene) Incidents, 6,001 Medical Transports, 4,474 Interfacility Transports, & 491 "Other" Transports

### Patient Demographics



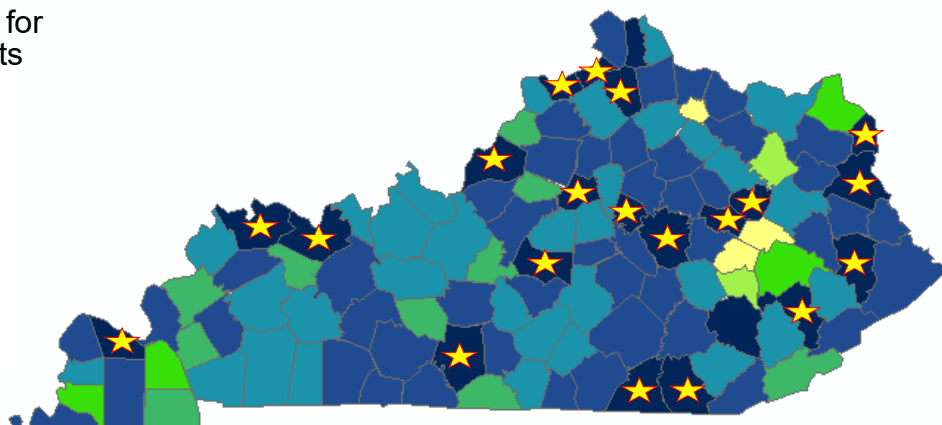
Age	Count	Age	Count	Age	Count
1	4,085	7	1,531	13	2,121
2	3,028	8	1,658	14	2,703
3	2,224	9	1,604	15	3,206
4	1,819	10	1,753	16	3,862
5	1,662	11	1,894	17	4,672
6	1,534	12	1,781		

Patient Gender: 47% Female, 50% Male, & 3% Not Applicable, Not Recorded, or Unknown.

### Pediatric Patient Incidents to Population Ratio for Scene County

#### Population Ratio for Pediatric Incidents

- 1 : 1,128 - 3,797
- 1 : 584 - 1,127
- 1 : 264 - 583
- 1 : 199 - 263
- 1 : 148 - 198
- 1 : 101 - 147
- 1 : 40 - 100



#### ★ Top 20 Counties with Highest Patient to Population Ratio for Pediatric Incidents ★

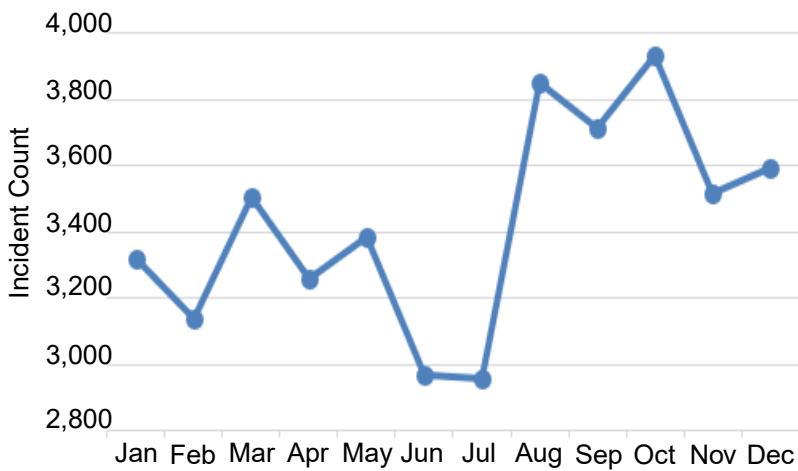
1. McCracken	5. Floyd	9. Gallatin	13. Daviess	17. Jefferson
2. Marion	6. Whitley	10. Menifee	14. Barren	18. Anderson
3. Perry	7. Powell	11. Jessamine	15. Carroll	19. Madison
4. McCreary	8. Boyd	12. Lawrence	16. Henderson	20. Grant

# 2018 Pediatric Incidents

Patients 17 Years of Age + Under

# EMSC for Children

## Monthly Count of Incidents



### Count of Incidents by Month

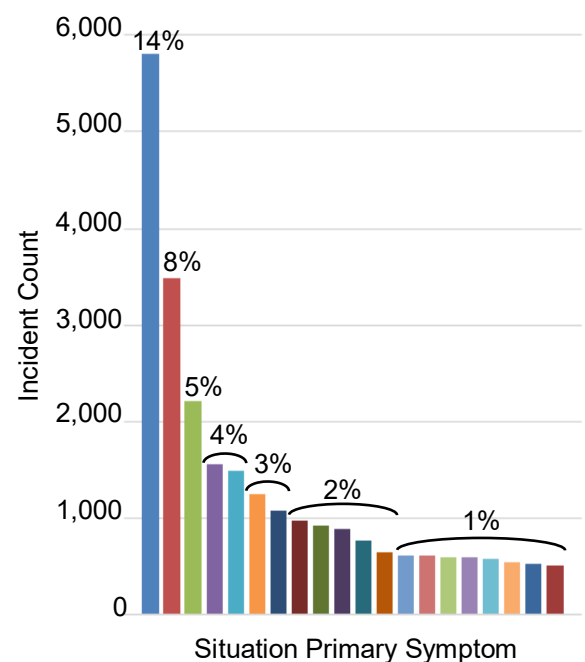
January	3,317	May	3,383	September	3,714
February	3,141	June	2,966	October	3,934
March	3,506	July	2,956	November	3,518
April	3,261	August	3,848	December	3,593

## Top 20 Incident Complaints Reported by Dispatch

1. Traffic/Transportation Incident	7,494
2. Transfer/Interfacility/Palliative Care	6,312
3. Sick Person	4,233
4. Breathing Problem	3,976
5. No Other Appropriate Choice	3,072
6. Convulsions/Seizure	3,010
7. Traumatic Injury	1,972
8. Psychiatric Problem/Abnormal Behavior/Suicide Attempt	1,660
9. Falls	1,617
10. Unconscious/Fainting/Near-Fainting	947
11. Overdose/Poisoning/Ingestion	883
12. Abdominal Pain/Problems	819
13. Assault	657
14. Allergic Reaction/Stings	513
15. Chest Pain (Non-Traumatic)	455
16. Choking	443
17. Hemorrhage/Laceration	424
18. Unknown Problem/Person Down	394
19. Pregnancy/Childbirth/Miscarriage	233
20. Airmedical Transport	221

## Top 20 Patient Primary Symptoms

Situation Primary Symptom	Incident Count
Other general symptoms and signs	5,808
Encounter for general examination without complaint	3,491
Not Recorded	2,218
Not Applicable	1,560
Pain, unspecified	1,483
Fever	1,245
(Blank)	1,074
Suicidal ideations	979
Unspecified injury of head	925
Weakness	879
Shortness of breath	764
Seizure (convulsive)	647
Acute respiratory distress syndrome	619
Seizure, febrile	607
Seizure: Absence, Partial, Grand Mal (Tonic/Clonic)	602
Pain, Headache	592
Altered mental status	573
Encounter, adult, no findings or complaints	549
Encounter, child, no findings or complaints	527
Cough	501



# 2018 Pediatric Incidents

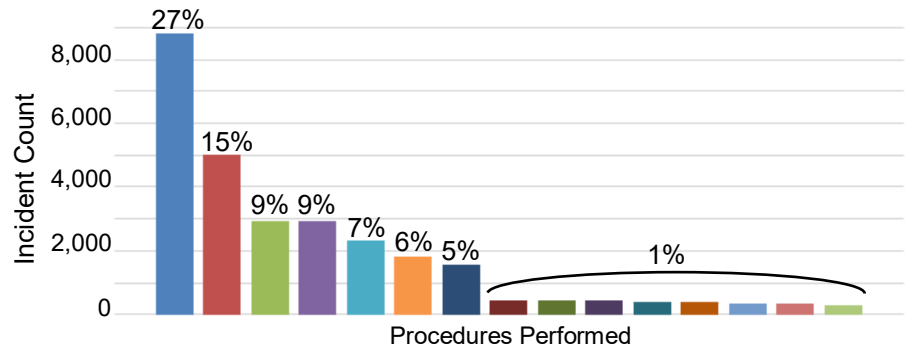
Patients 17 Years of Age + Under

# EMSC for Children

## Top 20 Medications Administered

Oxygen	3,633
Albuterol	802
sodium chloride 9 MG/ML Injectable Solution	742
Fentanyl	678
Ondansetron	342
Epinephrine	277
Normal saline	241
Midazolam	230
Morphine	194
Ketamine	165
Diphenhydramine	128
Naloxone	124
dextrose 5 GM per 100 ML Injectable Solution	96
Acetaminophen	90
Lorazepam	90
Ipratropium	84
Glucose / Sodium Chloride	75
Albuterol / Ipratropium	60
Aspirin	56
Diazepam	55

## Top 15 Procedures Performed



Evaluation procedure	8,822	Spinal Immobilization (Cervical)	1,825	Ventilator (physical object)	386
Extremity Vein Catheterization	5,003	Moving a patient to a stretcher	1,557	Adult continuous physical assessment	384
3 Lead ECG Obtained	2,954	Cardiac monitoring (regime/therapy)	471	Application of bandage	337
12 Lead ECG Obtained	2,953	Splinting (General)	460	Intravenous insertion	332
Patient Assessment	2,339	Glucose measurement	436	Pediatric continuous physical assessment	311

## Top 20 Causes of Injury

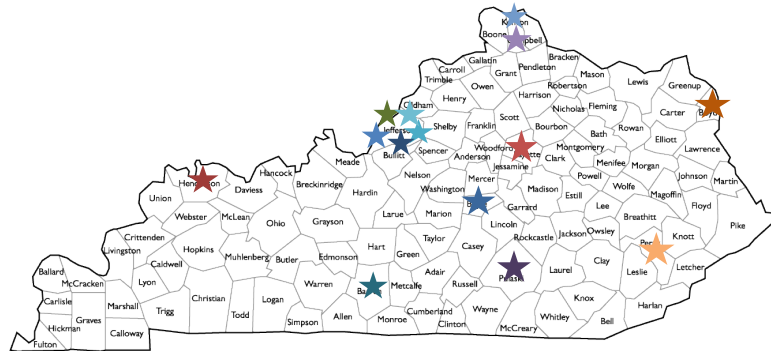
Cause of Injury Description	# of Runs	% of Runs	Cause of Injury Description	# of Runs	% of Runs
1. Car occupant (driver) (passenger) injured in unspecified traffic accident	2,865	6.96%	11. Accidental striking against or bumped into by another person	119	0.29%
2. Fall on same level from slipping, tripping and stumbling	800	1.94%	12. Pedestrian injured in collision with car, pick-up truck or van, unspecified whether traffic or nontraffic accident	115	0.28%
3. Assault by bodily force	349	0.85%	13. Assault by blunt object	101	0.25%
4. Unspecified fall	319	0.78%	14. Motorcycle rider (driver) (passenger) injured in unspecified traffic accident	98	0.24%
5. Fall from bed	162	0.39%	15. Contact with sharp glass	94	0.23%
6. Other specified effects of external causes	152	0.37%	16. Bus occupant (driver) (passenger) injured in unspecified traffic accident	92	0.22%
7. Activities involving other sports and athletics played individually	145	0.35%	17. Unspecified transport accident	92	0.22%
8. Fall (on) (from) unspecified stairs and steps	141	0.34%	18. Other fall from one level to another	89	0.22%
9. Fall on and from playground equipment	136	0.33%	19. Striking against or struck by sports equipment	84	0.20%
10. Foreign body or object entering through skin (e.g. nail, lid of can, metal piece, wood piece, etc.)	130	0.32%	20. Fall from other furniture	82	0.20%

## EMS Transport Method

Transport Method	
Ground Ambulance	30,148
Air Medical-Rotor Craft	789
Air Medical-Fixed Wing	71
Other (Blank, Not Recorded, Not Applicable, Ground- Mass Casualty Bus, ATV, Bariatric)	10,129
<b>Total Pediatric Air Transports</b>	<b>860</b>

Reason for Choosing Destination	
Closest Facility	9,127
Protocol	4,510
Family Choice	3,741
Patient Physician's Choice	3,249
Patient's Choice	3,212
Regional Specialty Center	1,893
On-Line/On-Scene Medical Direction	79
Law Enforcement Choice	45
Insurance Status/Requirement	40

## Top 20 Facility Destinations



Facility Destination Name	# of Incidents	City
NORTON HSP/NORTON CHDRN HSP/NORTON HEALTHCARE PAVILION	5,158	Louisville
UNIVERSITY OF KY HOSPITAL	1,231	Lexington
OH NOT LISTED	1,192	N/A
KY NOT LISTED	1,122	N/A
NORTON WOMEN'S AND CHILDREN'S HOSPITAL	922	Louisville
CINCINNATI CHILDREN'S HOSPITAL MEDICAL CENTER	647	Cincinnati
OUR LADY OF PEACE	369	Louisville
VANDERBILT UNIVERSITY MEDICAL CENTER	282	N/A
NORTON CHILDREN'S MEDICAL CENTER- PEDIATRIC OUTPATIENT	263	Louisville
LAKE CUMBERLAND REGIONAL HOSPITAL	229	Somerset
TJ SAMSON HOSPITAL	227	Glasgow
KINGS DAUGHTERS MEDICAL CENTER	227	Ashland
ST. ELIZABETH EDGEWOOD	217	Edgewood
WV NOT LISTED	210	N/A
PHYSICIAN OFFICE/CLINIC	198	N/A
ST. ELIZABETH-COVINGTON	197	Covington
UNIVERSITY OF LOUISVILLE HOSPITAL	191	Louisville
HAZARD ARH REGIONAL MEDICAL CENTER	186	Hazard
EPHRAIM MCDOWELL REG MEDICAL CENTER	165	Danville
METHODIST HOSPITAL	151	Henderson